

ISUZU
RELIABILITY IS EVERYTHING

isuzu.com.au

Isuzu Australia Limited ABN 97 006 962 572 ("IAL"). The information in this brochure was correct at time of printing, but all measurements, specifications and equipment are subject to change without notice. Bodies and equipment featured in this brochure may have changed, may not be genuine accessories and are available at an additional cost. IAL may make changes at any time without notice, in prices, colours, materials, equipment and models. IAL makes all reasonable attempts to ensure the availability of all vehicles and equipment. The information in this brochure is general in nature. Your Isuzu Truck Dealer can confirm all measurements, specifications and vehicle/equipment availability upon request. Any body illustrated is not necessarily standard equipment. NOV2023 FSA/ISZS1861
Printed on environmentally responsible and carbon neutral paper.



**FLEET
PARTNERSHIPS**



Welcome to Isuzu Fleet Customer Partnerships.

Isuzu has led Australia's truck market since 1989*. In that time, we've delivered on our promise of reliability for all kinds of customers, with all kinds of needs.

We're one of the world's largest producers of commercial vehicles, with over 70 truck dealers and servicing locations across Australia. But we never lose sight of what matters: keeping your business on the road and keeping people safe.

By choosing Isuzu, we know that you're trusting us with the most precious part of your business - your reputation. And we don't take that responsibility lightly.

So when it comes to our fleet customers, we have one simple goal: Be your trusted partner in fleet solutions for life. And with our people and their dedication to understanding your business, we do just that.

Over the next few pages, you'll find details of what an Isuzu Fleet partnership can offer, from your own dedicated Fleet team to innovation that protects your business and people into the future.

Andrew Harbison

Director & Chief Operating Officer

*According to T-Mark industry statistics.

FLEET BENEFITS

Reputations run on reliability.



SERVICE & SUPPORT.

Behind the scenes, every business needs teams of people to keep things running smoothly. If one of these teams fails, the whole machine can come grinding to halt. With an Isuzu Fleet Partnership, you'll have dedicated specialists assigned to ensure that every facet of your transport and logistics offerings are flawless.



RANGE & PRODUCTIVITY.

It's no secret that you need the right tools to get any job done. With Isuzu's enormous range of truck models—along with the opportunity to tailor a custom solution for your specific applications—you'll have no trouble finding the perfect truck to make your business as productive as possible.



RELIABILITY.

If there's one thing that Isuzu trucks are renowned for, it's their legendary reliability. But what that means for your business is that you can get on with your job without worrying about hold ups and downtime. And that means you'll be delivering legendary reliability to your customers, too.





A SNAPSHOT

Isuzu Australia Limited.

Isuzu Australia Limited (IAL) is a wholly owned subsidiary of Isuzu Motors Limited (Japan), and is responsible for the marketing, distribution and support of Isuzu trucks and power solutions in Australia.

Isuzu trucks were first introduced to Australia by General Motors Holden in 1972 and then in 1989 Isuzu General Motors Limited (I-GM), a joint venture between Isuzu Motors Limited and General Motors, was formed. In 2005, General Motors' 40% stake was bought out, creating Isuzu Australia Limited (IAL).

In 2018 IAL moved to a new purpose-built facility in Melbourne's west, combining National Head Office operations, Parts distribution warehouse, Training centre and product development centre. The franchised truck network comprises over 36 dealerships across 60 locations. In total Isuzu Australia Limited has over 120 staff members with a further 2,000 across the Isuzu Dealer Network, all dedicated to delivering unbeatable service and support.



Andrew Harbison
Director &
Chief Operating Officer



Paul Evans
Director &
Chief of Corporate Services



Ben Lasry
Chief of Sales
& Aftersales



Grant Cooper
Chief of Strategy



Ashwin Iyer
Chief of Corporate Services

MEET YOUR TEAM

Dedicated state based support.

'Reliability is everything' is about more than metal. It's about knowing you have someone to turn to, whether you need support, friendly advice or tailored customer service. Someone who knows your business as well as they know our trucks. That's where the Isuzu Fleet team comes in.

While Isuzu Australia Limited is a fully-owned subsidiary of Isuzu Motors Japan, everything is still operated here in Australia. The Isuzu Australia Head Office is located in Truganina Victoria, in Melbourne's Inner West and we have Zone Teams that support every state across Australia.

Each Zone Support Team has dedicated Fleet, Sales, Service and Parts Managers to help you with your fleet needs.



Craig White
Head of Sales



Grant Walford
National Fleet Sales Manager



James Goodchap
National Fleet Major Account Manager



David Sant
National Fleet Administrative Manager



Monique Latorre
NSW Fleet Account Manager



David Goodall
VIC/TAS Fleet Manager



Stephen Goulding
QLD/NT Fleet Manager



Chris Beaton
WA/SA Fleet Manager



YOUR DEALER NETWORK

There when you need us.

With over 70 locations nationwide, our accredited network of Isuzu Truck Dealers and Authorised Service & Parts Outlets are experts at meeting the unique needs of fleet customers. And with one of the largest truck dealer networks in Australia, you'll never be too far from a dealer if you need support.

FIND YOUR NEAREST DEALER

isuzu.com.au/dealer-map

ISUZU'S BUSINESS PARTNERS


The best uses only the best.

With Isuzu trucks, the sum is always greater than the parts. But when we do look to partners to supply specific componentry, we look only to the world's very best suppliers.

That's how we build trucks that are world-renowned for their legendary reliability and suitability for just about any application.

These partner brands include:

- Eaton Fuller transmissions
- ISRI air suspension seats
- Allison automatic transmissions
- Michelin tyres
- Meritor axles
- Blaupunkt audio
- Hendrickson suspension
- Fuchs lubricants
- And many more.



HENDRICKSON SUSPENSION.



MICHELIN TYRES.



ALLISON TRANSMISSION.



ISRI AIR SUSPENSION SEATS.

**OUR CARBON
NEUTRAL STRATEGY**

Looking ahead to a brighter future.

Our role as your trusted fleet partner is to support your business in any way we can. This commitment extends to safeguarding the world in which your business operates and the people who rely on it. Our parent company Isuzu Motors Limited has developed an ambitious vision to minimise environmental impacts and secure a prosperous and sustainable society by 2050.

Our approach is about advancing business practices that promote decarbonisation, with four key areas of action:

- Climate change
- Environmental risk management
- Resource recycling
- Biodiversity conservation

What's more, we are committed to the aspiration of zero greenhouse gas emissions by 2050. This will be achieved in part by reducing energy use and by actively introducing clean renewable energy technologies.

To find out more, visit: <https://www.isuzu.co.jp/world/company/sustainability/vision.html>



THE FUTURE OF COMMERCIAL EV

We aim to establish a product lineup that is fully carbon neutral by the year 2040, which we believe will have the added benefit of accelerating EV sales in the decade preceding it.

Our OEM electric platform will build on our promise of 'reliability is everything', leveraging our comprehensive dealer network, advanced safety features and trucks that go above and beyond in their given application.

YOUR PARTNER IN INNOVATION

Isuzu has a proud history of working to transform road transport products for the better, and this represents the next exciting chapter in that endeavour.


With our steadfast focus on innovation, whether it's optimising existing and emerging technologies or delivering on our carbon neutral strategy, partnering with Isuzu Fleet is a step towards a brighter future.

TOTAL COST OF OWNERSHIP

Quality that pays off in the long run.

Lifetime total cost of ownership (TCO) is a vital consideration for any vehicle fleet owner. And thanks to our industry-leading reliability, our trucks have a reputation for outstanding resale value in the market.

But there's more to our TCO story.



ACCREDITED SERVICING

Looking after your fleet pays bigger dividends than just better performance. Proper maintenance lowers risk, reduces downtime, and helps improve your business's bottom line. And when the time comes to upgrade, a comprehensive service history will pay dividends for your business.



PARTS AVAILABILITY AND COMMONALITY

With a National Parts Distribution Centre and Dealer parts stock, we make it easy to get the parts you need. We even offer overnight delivery to key locations across Australia. And because we use common parts across truck models, we're able to offer consistent availability of key parts (such as lights and doors), very competitive pricing, and the ability to get you back on the road sooner.

GENUINE PARTS

Using Isuzu Genuine Parts helps to maintain the integrity of your fleet, so when it's time to upgrade, your trucks are likely to have a better resale value. On top of this, we have the Best Value Parts range (BVP): a comprehensive range of high-quality truck service parts to keep older models as good as new.



CHAIN OF RESPONSIBILITY

It's all up to us.

On paper, Chain of Responsibility (CoR) is relatively simple: Every person involved in a supply chain process has a level of responsibility to meet certain safety standards to prevent injury or, in the worst case, death. While it's hard staying on top of changing rules and requirements in this area, it's a challenge we need to overcome.

To date, most of the focus has been on loading and fatigue management but more work needs to be done on vehicle maintenance and servicing. This is an area where many, especially small to medium sized fleets struggle. In the Future of Trucking Report we recently commissioned, we found that 33 per cent of all respondents have yet to develop any planning around CoR compliance.

At Isuzu, we're working hard alongside fleet managers to mitigate the risks associated with Chain of Responsibility laws and to make trucking safer for everyone.



OUR INDUSTRY SEGMENTS

A truck for every business.

No other brand can fit your business like Isuzu, because we have over 200 variants across light, medium and heavy truck models. Each truck can be custom-designed to suit your business application. But no matter the configuration, they're all designed to get the job done, day after day.



EMERGENCY SERVICES

Unlike most other industries, emergency services literally deal with life and death situations on a daily basis. They need trucks they can trust with their lives.



LOGISTICS

Every Australian relies on trucks to keep shelves stocked, restaurants serving, hospitals operating and, of course, a steady stream of packages and parcels being delivered.



WASTE

Mostly unseen and unnoticed, the waste management sector requires fleets of trucks that never take a day off. If not, things get messy quickly.



HIRE/RENTAL

When a large part of your business revolves around hiring trucks to people who need them at short notice, you need a fleet that's easy to use, reliable and ready to go around the clock.



MINING

Mining is one of Australia's most vital industry sectors. But tapping into this wealth of riches means working in some of the toughest environments imaginable. That's why so many resource companies put their trust in Isuzu trucks.



UTILITIES

When power shuts down or the lights go out, things need to get fixed straight away.



GOVERNMENT /COUNCIL

From fixing a pothole on a suburban side street right through to enormous infrastructure projects, the public sector keeps a lot of trucks very busy.



CONSTRUCTION

The construction industry never stops and it only takes a quick glance at any building site to realise that any truck in a construction fleet has to be built tough.

OUR RANGE

Australia's truck range.

We offer the largest model range in the market. But whatever you choose, each and every Isuzu truck offers superior safety, performance, driveability, comfort, operating costs, productivity and of course reliability.

So whether you're looking for a light, medium or heavy-duty truck, you'll find a model that meets your fleet needs and exceeds your expectations.

The range starts the updated N Series, complete with an intelligent suite of safety features that protect you and other road users.

Next up is the F Series, with a diverse range of engine, transmission and wheelbase options to suit your application.

Our FX and FY Series are designed specifically for Australian conditions, with innovations like the twin steering axles on the FY.



N Series

Australia's number one light truck.

Range includes single cabs, crew cabs, AWDs, 4x4s and Ready-to-Work trucks with various engines and transmission combinations to choose from.

F Series

Australia's number one medium-duty truck.

Choice of engines, transmissions, suspension types, wheelbase options and a selection of Ready-to-Work trucks.

FX Series

Heavier duty to lighten your load.

8 model options with a wide choice of transmissions, wheelbases, axles and suspensions.

FY Series

Share the load with a second steer axle.

Comes in 8x4 and 10x4 configurations, with 7 models and a choice of variants.

Ready-to-Work range.



Traypack

The Ready-to-Work Traypack is available in short and medium wheelbases, and also as a crew cab, with a truck-sized aluminium tray, so it carries bigger payloads for bigger paydays. Yet it's nimble enough to go wherever your work takes you. Also available with Independent Front Suspension on selected models.

Tipper

The Tipper range starts with car licence models capable of carrying around two tonnes, right up to NQR Tipper with even bigger payloads and more flexibility. And our Tri-Tipper has a unique three-way tipping ability that gives you even more capability from any angle.

Tradepack

If you're a tradie with big plans, this is your truck. Whether you're a builder, plumber or landscaper, the Isuzu Tradepack will transport your business to the next level. Models are available to suit a car licence (4.5T GVM) or a truck licence (5.5T GVM).



Vanpack

When it comes to convenience and comfort, the Ready-to-Work Vanpack really delivers the goods. Or the furniture. Or whatever else that needs delivering. Along with an impressive range of safety features. If you've got a small delivery business, go to town in a Vanpack.

Servicepack

Imagine a toolbox on wheels and you'll get a good idea of our Servicepack and Servicepack X (as pictured). Both trucks feature durable powder coated steel bodies and come with integrated central locking on doors and lockers with adjustable internal shelving.

Freightpack

The Ready-to-Work Freightpack is available in six models, with a choice of 10-pallet, 12-pallet or 14-pallet curtain-side body configurations. Loaded with features for all round safety and productivity.

N Series range.

Our N Series comes a dozen different ways. 4x2s, AWDs and 4x4s. Single cabs, crew cabs and a range of Ready-to-Work bodies. But no matter the configuration, they're all designed to get the job done day after day.



Narrow Cab Range.

4,500 – 6,000kg GVM

Where the N Series range starts, but they're anything but basic. 5 or 6-speed manual or 6-speed automated manual transmission available on most models. Available in a range of Ready-to-Work bodies, crew cab models and a variety of wheelbases to suit your application.



Wide Cab Range.

4,500 – 8,700kg GVM

The N Series wide cab range starts with the 110kW (150PS) NNR models and goes through to the 114kW (155PS) NPR, NPS and 140kW (190PS) NPR and NQR models. Also available are 4x2, crew cab, 4x4 and Ready-to-Work body truck options.



Crew Cab Range.

4,500 – 8,700kg GVM

If you're looking for a truck that's safe, roomy, and comfortable for your entire team, the N Series includes crew cab options. Crew variants are available across NLS, NNR, NPR, NPS and NQR models.



AWD / 4x4 Range.

4,500 – 7,500kg GVM

Need a truck that can tackle the road, even when there isn't a road? Isuzu N Series 4x4 and all-wheel-drive options flatten the steepest hills and make light work of loose gravel.

F Series range.

It's Australia's bestselling medium duty truck, and for good reason. With a choice of 240PS and 260PS engines, transmissions, suspension types and wheelbase options, build a truck that suits your business down to the ground.



210PS / 240PS

11,000 - 14,000kg GVM

The Isuzu 4HK1 four-cylinder high efficiency diesel engine easily meets the current Euro V emission rules and is just one of the smarter options available in the F Series, at power ratings of either 154kW or 177kW. Both are super efficient, bolstered with a high torque two stage turbo charger system means an impressive torque output of 726Nm and 765Nm of torque respectively. Included is our Idle-Stop System (ISS), by cutting the engine when you come to a halt, ISS is another tool to help you save fuel in heavy traffic situations. Combined with our unique Torque Converter - Automated Manual Transmission (TC-AMT), acceleration and driving efficiency is assured.

260PS / 300PS

11,000 - 24,000kg GVM

Sometimes you need serious power and that's where our legendary Isuzu 6HK1 diesel engine comes in. With six cylinders and an intercooled variable nozzle turbocharger, it delivers a healthy 191kW and 221kW with torque figures reaching 761Nm and 981Nm respectively. With a choice of manual or Allison® automatic transmission variants, there is a combination to suit almost every application. Well known for decades in the Australian truck industry, this engine is a testament to our company mission, reliability is everything.

High Power 300PS

4x2, 6x2 and 6x4 FV range

Drivetrain and fit for purpose.

The F Series high capacity FV range includes 4x2, 6x2 lazy axle and 6x4 tandem drive axle configurations, all powered by a 6HK1-TCS (221kW/300PS) turbo, intercooled diesel engine that delivers an impressive 981Nm of torque. 4x2 FV models: Meritor® steer and drive axle/brake combinations, FVR with steel and FVD with Hendrickson® HAS airbag suspension both with either ZF® 9-speed manual or Allison® 3K Series 6-speed automatic transmission. Plus, a set of 4x2 wheelbases to suit a range of applications. 6x2 FVL models: Meritor® steer, drive and lazy axle/brake combinations bundled with airbag rear suspension. Plus, ZF® 9-speed manual or Allison® 3K Series 6-speed automatic transmission. 6x4 FV models: Meritor® steer and drive axle/brake combinations, FVZ with steel and FVY fitted with airbag rear suspension, plus, a set of 6x4 wheelbases are available to suit a range of applications.

FX Series range.

The FX Series covers 4x2s, 6x4s and 6x2. Also offered are choices of transmissions, wheelbases, axles and suspensions. So even when it's heavy duty, we'll lighten your load.



4x2.

16,500kg GVM, 38,000kg GCM

Super dependable and adaptable, our FX range starts with the FXR and FXD models. They're available in manual and automatic transmissions and have a GVM of 16,500kg and a GCM of 38,000kg. And as you'd expect from Isuzu, they're superbly engineered. For instance, auto models come standard with an Allison 4430 transmission, where a 3200 is the industry norm.



6x2 & 6x4.

24,000kg GVM & 38,000 - 45,000kg GCM

When it comes time to get serious, you need the serious grunt of our FXL, FXY and FXZ models. These are the heavyweights of the FX series with a GVM of 24,000kg and a GCM ranging from 38,000 to 45,000kg depending on the model. And you can choose from manual and auto options, including an Allison 4430 series automatic transmission.

FY Series range.

Want something bigger? Then go with our FY Series. It comes with a second steer axle, in 8x4 and 10x4 configurations, in different models and variants. Depending on the type of body you fit, the FY Series is just as efficient at craning bricks as crushing garbage.



8x4.

257kW (350PS)

There are two 8x4s, the FYJ 300-350 and FYH 300-350, in a variety of specifications. As you'd expect from Isuzu, they're superbly engineered, equipped for instance with an Allison 4430 in the auto models, where a 3200 is the industry norm. We never skimp.



10x4.

257kW (350PS)

The FYX 350-350 offers more tyre on the ground when you need it. The inclusion of a "lift up" lazy axle combines superior load carrying capacity with smart efficiency when empty. Saving you fuel and tyres along the way.

INTELLIGENT
SAFETY FEATURES

Protecting what matters.



Isuzu trucks have always been renowned for their reliability. With the evolution of the N Series and F Series, our intelligent suite of safety features means you can now rely on Isuzu to protect your drivers and other road users.

Our Advanced Driver Assistance System (ADAS) has been designed to observe changing traffic conditions and help your drivers to maintain a safe distance from other road users, pedestrians, cyclists, and objects.

We know that as a fleet owner, you play an active role in the Chain of Responsibility (CoR) and it's not always easy to stay on top of changing rules and requirements. While this is a challenge we must all overcome, we're committed to supporting you by continually improving the safety of our trucks with a range of active and passive features.

Active Safety.

Discover the range of Active Safety
features available in selected
4 cylinder N Series & F Series models.



AEB ADVANCED EMERGENCY BRAKING.

If the driver fails to brake in the case of a pedestrian, cyclist or other vehicle appearing unexpectedly, the AEB system brakes automatically to avoid or mitigate a collision. The brake light will be illuminated during this process.



LDW LANE DEPARTURE WARNING.

LDW detects lane markings or road edges and if the driver wanders out of their lane, it sounds a warning. The driver can select two sensitivity settings, or switch OFF.



DWS DISTANCE WARNING SYSTEM.

DWS helps you maintain a safe distance from the vehicle ahead by giving a warning if a pre-set distance is reached. (You can choose from four pre-set minimum distances).



TMW TRAFFIC MOVEMENT WARNING.

The Traffic Movement Warning system monitors stationary vehicles in front of your truck. If the vehicle immediately ahead moves more than the set distance and you don't follow along, a warning sounds. A very handy touch at traffic lights and pedestrian crossings.



ESC ELECTRONIC STABILITY CONTROL.

ESC uses data from a number of sensors, to monitor driver input and vehicle control. If it detects understeer, oversteer or roll-over, ESC can override driver input, reduce power and/or apply individual wheel braking and assist the driver to maintain vehicle control.

**OPERATION AND
PARTS COMMONALITY**

Uncommonly clever thinking.

Commonality. It's a piece of design thinking that makes owning Isuzu trucks more economical and efficient. By manufacturing parts — headlights, for instance — that are common to several models of trucks, we save you money and help keep stock levels high. And by having a common cabin layout across models, we make it easier for drivers to feel at home behind the wheel, even when they swap trucks daily.



ENGINEERED SOLUTIONS

Get the perfect truck for your fleet.

At our Australian product development centre, our in-house engineering team can help tailor solutions designed to meet your exacting specifications and unique business needs.

And with our product specifier, long list of accessories, and engineering solutions, you'll have no trouble finding the ideal fit for your unique needs.



ISUZU SALES INFORMATION SYSTEM

You need trucks that are right for your application – not trucks that are close. That's why we created our Isuzu Sales Information System (ISIS), industry-leading technology that lets you determine whether your dimensions, loaded body and payload placement will be within the statutory limits.

Simply put, it takes your business' requirements and uses them to provide a superior, fit-for-application trucking solution with an electronic report on your truck's characteristics and performance.



ACCESSORY RANGE

Whether you want to upgrade your protection, efficiency, technology or storage, our genuine accessories are designed to improve your Isuzu Fleet experience and enhance your trucks. And you can rest easy knowing that all Isuzu accessories are designed and manufactured to meet our rigorous engineering standards.



6 YEAR FACTORY WARRANTY

While we're confident that our trucks are built to last, we know that lasting peace of mind allows you to focus on what matters most—running your business. Our industry-leading warranty support package includes a six-year factory warranty, covering the cab and chassis. Any Ready-to-Work truck bodies, all AWD/4x4 models and any models operating under harsh applications are still covered by our original 3 year factory warranty.



6 YEAR 24/7 ROADSIDE ASSIST

Isuzu Assist is a 6 year, 24-hour roadside assistance program that comes as standard with our trucks. It's delivered throughout Australia via a highly trained team of technicians and recovery operators. So whatever your business needs it for, it's reassuring to know that Isuzu is only a phone call away. Any models operating under harsh applications are still covered by our original three-year Roadside Assist.



ISUZU CARE

When you choose an Isuzu truck, you gain access to our in-house Customer Care Centre, as well as an extensive range of service and innovative support programmes designed to elevate your experience. We call it Isuzu Care.



TAILORED SERVICE AGREEMENTS

Agree to less servicing stress.

We know that business – and costs – can be unpredictable. While we can't help with all of your outgoings, we can help flatten your truck servicing costs into a single monthly payment aimed at delivering your best CPK.

We offer four different levels of coverage, and for our Fleet customers we can tailor agreements specifically for the needs of your fleet.

Why choose a tailored service agreement?

- Predictable cost per month with set labour rates across our dealer network
- Maximum uptime for your business
- Factory service from meticulously trained Isuzu technicians, using specialist Isuzu tools and electronic diagnostic equipment
- Easiest and most cost effective way to purchase Genuine Isuzu Parts, straight from our dedicated truck parts warehouse and distribution centre



INCLUSIONS	ISUZU ESSENTIALS	ISUZU ESSENTIALS PLUS	ISUZU TOTAL	ISUZU HERITAGE
■ Genuine Filters & Lubricants	✓ ¹	✓	✓	✓ ²
■ Check and Report Fault Codes*	✓ ³	✓	✓	✓
■ Wheel Bearing Re-pack	✓ ³	✓	✓	✓
■ Lubricating All Joints	✓	✓	✓	✓
■ Globes - Stop, Tail, Number Plate, Indicator, Headlight, Interior		✓	✓	
■ Wiper Blades		✓	✓	
■ Relays & Fuses		✓	✓	
■ Fan Belts & Coolant Hoses		✓	✓	
■ Washer Fluids	✓	✓	✓	✓
■ Engine Components			✓	
■ Transmission Components			✓	
■ Brake Components			✓	
■ Suspension Components			✓	
■ Electrical Components			✓	
■ Labour	✓	✓	✓	✓
■ Best Value Parts				✓
■ BVP Filters				✓
■ Valve Adjustments	✓	✓	✓	✓
■ Consumables	✓	✓	✓	✓
■ Environmental	✓	✓	✓	✓
AVAILABLE EXTENDED OPTIONS ⁴	<input type="checkbox"/> Extended Care <input type="checkbox"/> Extended Assist	<input type="checkbox"/> After-Hours Servicing <input type="checkbox"/> Glass Coverage	<input type="checkbox"/> Fuel Card <input type="checkbox"/> Pick Up & Drop Off	

EXCLUSIONS: Tyres and associated equipment, Wheel alignments, Trailers and associated equipment, Ancillary electronics, Panel beating or repairs, Warranty claims, Paint work, Registration, insurance, or taxes, Damage caused by accident, abuse or neglect, Aftermarket fitted equipment, Cleaning of vehicle, Acid cleaning of radiators due to litter contaminates, Accessories fitted hydraulic, mechanical, pneumatic brake system, Costs to work due to aftermarket fitted equipment.*F Series only. ¹Does not include air filters. ²Only genuine lubricants. ³Excludes Isuzu Heritage.

ISUZU PARTS

Helping you run smooth.

At Isuzu Parts, we help keep Isuzu truck owners on the go with market-leading products and unmatched service. By using high quality Isuzu parts to maintain or repair your fleet, you can rest easy knowing you're getting exceptional quality and value for money.

Our state-of-the-art national distribution centre currently holds over 45,000 lines of stock and dealers are connected to our warehouse via an automated system that lets them view all our inventory online for real-time information on parts availability.



GENUINE PARTS

Isuzu Genuine parts are manufactured to the highest quality standards to ensure high level of performance and to maximise future re-sale value. They also come with a three-year part and labour warranty when fitted by an Isuzu dealer.



OUR PARTNER BRANDS

We've partnered with leading brands to provide a wide range of trusted Isuzu Approved Parts products to ensure the reliability of your vehicle. These include Meritor, Fleetguard, Eaton, Hendrickson and more.

BEST VALUE PARTS (BVP)

The Isuzu BVP range offers high quality parts for older model vehicles and is backed by a one-year Isuzu parts warranty.

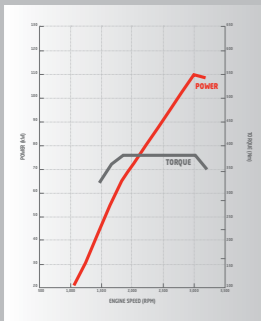




OUR PARTNERS

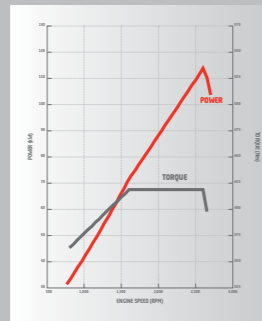
**You're
in good
company.**

From start-ups to Australia's biggest businesses, our partners span a range of industries, from logistics and construction to government and emergency services. Whatever your business' size or industry, we'll take the time to understand and meet your unique fleet needs.



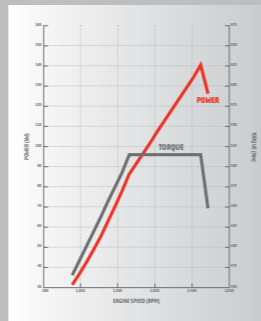
4JJ1-TCS

4JJ1-TCS produces 110kW power and 375Nm torque and is standard on NLR, NLS and NNR models.



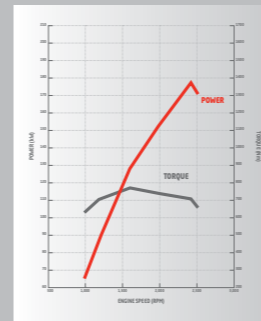
4HK1-TCN

4HK1-TCN produces 114kW power and 419Nm torque and is standard on NPR 45/55 and NPS models.



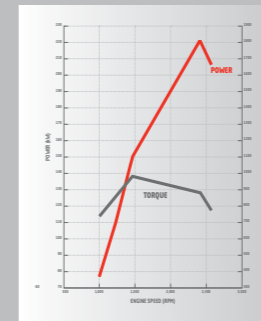
4HK1-TCC

4HK1-TCC produces 140kW power and 513Nm torque on selected NPR models and is standard on NQR models.



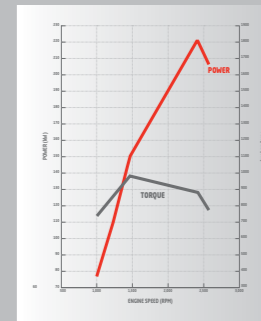
4HK1-TCH

4HK1-TCH produces 177kW power and 765Nm torque and is standard on FRR and FSR models.



6HK1-TCS

6HK1-TCS produces 221kW power and 981Nm torque and is standard on FVD, FVL, FVM, FVR, FVY and FVZ models.



6HK1-TCC

6HK1-TCC produces 191kW power and 761Nm torque and is standard on FRR, FRD, FSR and FSD models.

READY-TO-WORK SPECIFICATIONS

Traypack Range

MODEL	CAB	GVM (kg)	GCM (kg)	Max Towing (kg)	TRANSMISSION (GEARS/TYPE)	ENGINE	POWER (kW@RPM)	TORQUE (Nm@RPM)	WHEELBASE (mm)	BODY (m)
NLR 45-150 SWB TRAYPACK	N Narrow	4,500	8,000	4,000	5-speed manual	4JJ1-TCS	110 @ 2,800	375 @ 1,600 - 2,800	Short	3.1 x 2.0
NLR 45-150 SWB AMT TRAYPACK	N Narrow	4,500	8,000	4,000	6-speed AMT	4JJ1-TCS	110 @ 2,800	375 @ 1,600 - 2,800	Short	3.1 x 2.0
NLS 45-150 AWD TRAYPACK	N Narrow	4,500	8,000	4,000	5-speed manual	4JJ1-TCS	110 @ 2,800	375 @ 1,600 - 2,800	Short	3.4 x 2.0
NLR 45-150 MWB TRAYPACK	N Narrow	4,500	8,000	4,000	5-speed manual	4JJ1-TCS	110 @ 2,800	375 @ 1,600 - 2,800	Medium	4.5 x 2.0
NLR 45-150 MWB AMT TRAYPACK	N Narrow	4,500	8,000	4,000	6-speed AMT	4JJ1-TCS	110 @ 2,800	375 @ 1,600 - 2,800	Medium	4.5 x 2.0
NNR 55/45-150 AMT MWB IFS TRAYPACK	N Wide	5,500 / 4,500	8,000	4,000	6-speed AMT	4JJ1-TCS	110 @ 2,800	375 @ 1,600 - 2,800	Medium	4.5 x 2.0
NNR 45-150 AMT CREW IFS TRAYPACK	N Wide	4,500	8,000	4,000	6-speed AMT	4JJ1-TCS	110 @ 2,800	375 @ 1,600 - 2,800	Medium	3.6 x 2.0

Tradepack Range

MODEL	CAB	GVM (kg)	GCM (kg)	Max Towing (kg)	TRANSMISSION (GEARS/TYPE)	ENGINE	POWER (kW@RPM)	TORQUE (Nm@RPM)	WHEELBASE (mm)	BODY (m)
NPR 45/55-155 SWB TRADEPACK	N Wide	4,500 / 5,500	9,000	4,500	6-speed manual	4HK1-TCN	114 @ 2,600	419 @ 1,600 - 2,600	Short	3.4 x 2.1
NPR 45/55-155 SWB PREMIUM TRADEPACK	N Wide	4,500 / 5,500	9,000	4,500	6-speed AMT	4HK1-TCN	114 @ 2,600	419 @ 1,600 - 2,600	Short	3.4 x 2.1
NPR 45/55-155 MWB TRADEPACK	N Wide	4,500 / 5,500	9,000	4,500	6-speed manual	4HK1-TCN	114 @ 2,600	419 @ 1,600 - 2,600	Medium	4.5 x 2.1
NPR 45/55-155 MWB PREMIUM TRADEPACK	N Wide	4,500 / 5,500	9,000	4,500	6-speed AMT	4HK1-TCN	114 @ 2,600	419 @ 1,600 - 2,600	Medium	4.5 x 2.1

Vanpack

MODEL	CAB	GVM (kg)	GCM (kg)	Max Towing (kg)	TRANSMISSION (GEARS/TYPE)	ENGINE	POWER (kW@RPM)	TORQUE (Nm@RPM)	WHEELBASE (mm)	BODY (m)
NNR 45-150 AMT VANPACK	N Wide	4,500	8,000	4,000	6-speed AMT	4JJ1-TCS	110 @ 2,800	375 @ 1,600 - 2,800	Medium	4.3 x 2.2 x 2.0

Servicepack Range

MODEL	CAB	GVM (kg)	GCM (kg)	Max Towing (kg)	TRANSMISSION (GEARS/TYPE)	ENGINE	POWER (kW@RPM)	TORQUE (Nm@RPM)	WHEELBASE (mm)	BODY
NLR 45-150 AMT SWB SERVICEPACK	N Narrow	4,500	8,000	4,000	6-speed AMT	4JJ1-TCS	110 @ 2,800	375 @ 1,600 - 2,800	Short	Locker box type
NLR 45-150 AMT SWB SERVICEPACK X	N Narrow	4,500	8,000	4,000	6-speed AMT	4JJ1-TCS	110 @ 2,800	375 @ 1,600 - 2,800	Short	Gullwing type
NLS 45-150 AWD SERVICEPACK X	N Narrow	4,500	8,000	4,000	5-speed manual	4JJ1-TCS	110 @ 2,800	375 @ 1,600 - 2,800	Short	Gullwing type
NPR 45/55-155 AMT SWB SERVICEPACK	N Wide	4,500 / 5,500	9,000	4,500	6-speed AMT	4HK1-TCN	114 @ 2,600	419 @ 1,600 - 2,600	Short	Locker box type
NPR 45/55-155 AMT MWB SERVICEPACK X	N Wide	4,500 / 5,500	9,000	4,500	6-speed AMT	4HK1-TCN	114 @ 2,600	419 @ 1,600 - 2,600	Medium	Gullwing type
NPS 75/45-155 AMT 4X4 SERVICEPACK X	N Wide	7,500 / 4,500	11,000 / 9,000	4,500	5-speed AMT	4HK1-TCN	114 @ 2,600	419 @ 1,600 - 2,600	Medium	Gullwing type

Tipper Range

MODEL	CAB	GVM (kg)	GCM (kg)	Max Towing (kg)	TRANSMISSION (GEARS/TYPE)	ENGINE	POWER (kW@RPM)	TORQUE (Nm@RPM)	WHEELBASE (mm)	BODY (m³)
NLR 45-150 TIPPER	N Narrow	4,500	8,000	4,000	5-speed manual	4JJ1-TCS	110 @ 2,800	375 @ 1,600 - 2,800	Short	2
NLR 45-150 AMT TIPPER	N Narrow	4,500	8,000	4,000	5-speed AMT	4JJ1-TCS	110 @ 2,800	375 @ 1,600 - 2,800	Short	2
NMR 60/45-150 TIPPER	N Narrow	6,000 / 4,500	9,500 / 9,000	4,000	5-speed manual	4JJ1-TCS	110 @ 2,800	375 @ 1,600 - 2,800	Short	2
NMR 60/45-150 AMT TIPPER	N Narrow	6,000 / 4,500	9,500 / 9,000	4,000	6-speed AMT	4JJ1-TCS	110 @ 2,800	375 @ 1,600 - 2,800	Short	2
NMR 60/45-150 TRI-TIPPER	N Narrow	6,000 / 4,500	9,500 / 9,000	4,000	5-speed manual	4JJ1-TCS	110 @ 2,800	375 @ 1,600 - 2,800	Short	2
NMR 60/45-150 AMT TRI-TIPPER	N Narrow	6,000 / 4,500	9,500 / 9,000	4,000	6-speed AMT	4JJ1-TCS	110 @ 2,800	375 @ 1,600 - 2,800	Short	2
NLS 45-150 AWD TIPPER	N Narrow	4,500	8,000	4,000	5-speed manual	4JJ1-TCS	110 @ 2,800	375 @ 1,600 - 2,800	Short	2.1
NPR 45/55-155 TIPPER	N Wide	4,500 / 5,500	9,000	4,500	6-speed manual	4HK1-TCN	114 @ 2,600	419 @ 1,600 - 2,600	Short	2.3
NPR 45/55-155 AMT TIPPER	N Wide	4,500 / 5,500	9,000	4,500	6-speed AMT	4HK1-TCN	114 @ 2,600	419 @ 1,600 - 2,600	Short	2.3
NPR 65/45-190 TIPPER	N Wide	6,500 / 4,500	10,000 / 9,000	4,500	6-speed manual	4HK1-TCC	140 @ 2,600	513 @ 1,600 - 2,600	Medium	3
NPR 65/45-190 CREW TIPPER	N Wide	6,500 / 4,500	10,000 / 9,000	4,500	6-speed manual	4HK1-TCC	140 @ 2,600	513 @ 1,600 - 2,600	Long	2.8
NPR 75-190 TIPPER	N Wide	7,500	11,000	4,500	6-speed manual	4HK1-TCC	140 @ 2,600	513 @ 1,600 - 2,600	Medium	3
NQR 87/80-190 AMT TIPPER	N Wide	8,700 / 8,000	12,200	4,500	6-speed manual	4HK1-TCC	140 @ 2,600	513 @ 1,600 - 2,600	Medium	3.6
FRR 107-210 TIPPER	F Narrow	10,700	16,000	N/A	6-speed manual	4HK1-TCS	154 @ 2,400	726 @ 1,600 - 2,400	Medium	3.8
FRR 107-210 AMT TIPPER	F Narrow	10,700	16,000	N/A	6-speed AMT	4HK1-TCS	154 @ 2,400	726 @ 1,600 - 2,400	Medium	3.8
FSR 140/120-260 TIPPER	F Narrow	14,000 / 12,000	20,000	N/A	6-speed manual	6HK1-TCC	191 @ 2,400	761 @ 1,450 - 2,400	Medium	5.2

Freightpack Range

MODEL	CAB	GVM (kg)	GCM (kg)	Max Towing (kg)	TRANSMISSION (GEARS/TYPE)	ENGINE	POWER (kW@RPM)	TORQUE (Nm@RPM)	WHEELBASE (mm)	BODY (m)
FRR 110-240 AMT LWB FREIGHTPACK	F Narrow	11,000	16,000	N/A	6-speed AMT	4HK1-TCH	177 @ 2,400	765 @ 1,600 - 2,400	Long	6.4 (10 Pallet)
FRR 110-260 AUTO LWB FREIGHTPACK	F Narrow	11,000	16,000	N/A	6-speed Automatic	6HK1-TCC	191 @ 2,400	761 @ 1,450 - 2,400	Long	6.4 (10 Pallet)
FSR 140-240 AMT LWB FREIGHTPACK	F Narrow	14,000 / 12,000	16,000	N/A	6-speed AMT	4HK1-TCH	177 @ 2,400	765 @ 1,600 - 2,400	Long	7.6 (12 Pallet)
FSR 140-260 AUTO LWB FREIGHTPACK	F Narrow	14,000 / 12,000	20,000	N/A	6-speed Automatic	6HK1-TCC	191 @ 2,400	761 @ 1,450 - 2,400	Long	7.6 (12 Pallet)
FVL 240-300 AUTO LWB FREIGHTPACK	F Wide	24,000	32,000	N/A	6-speed Automatic	6HK1-TCS	221 @ 2,400	981 @ 1,450 - 2,400	Long	9.0 (14 Pallet)

N SERIES SPECIFICATIONS

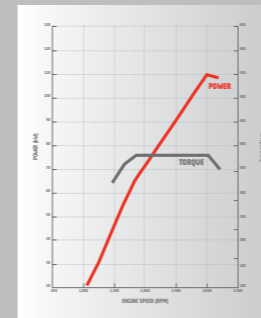
Here you'll find the basic specifications on our N Series models. Remember, though, there's always our ISIS software to help us to choose together the one that's right for you and your application.

Cab Chassis 4x2 range

MODEL	CAB	GVM (kg)	GCM (kg)	TRANSMISSION (GEARS/TYPE)	ENGINE	POWER (kW@RPM)	TORQUE (Nm@RPM)	WHEELBASE
NLR 45-150	Narrow	4500	8000	5-speed Manual	4Jj1-TCS	110 @ 2,800	375 @ 1,600 - 2,800	Short ~ Medium
				6-speed TC-AMT				
NMR 60/45-150	Narrow	6000 / 4500	9500 / 8500	6-speed Manual	4Jj1-TCS	110 @ 2,800	375 @ 1,600 - 2,800	Short ~ Medium
			8000	6-speed TC-AMT				Short ~ Medium
NNR 55/45-150	Wide	5500 / 4500	9000	6-speed Manual	4Jj1-TCS	110 @ 2,800	375 @ 1,600 - 2,800	Short ~ Medium
			8000	6-speed TC-AMT				
NNR 65/45-150	Wide	6500 / 4500	10000 / 8500	6-speed Manual	4Jj1-TCS	110 @ 2,800	375 @ 1,600 - 2,800	Medium
			8000	6-speed TC-AMT				
NPR 45/55-155	Wide	4500 / 5500	9000	6-speed Manual	4HK1-TCN	114 @ 2,600	419 @ 1,600 - 2,600	Short ~ Medium
				6-speed AMT				
NPR 65/45-190	Wide	6500 / 4500	10,000/9000	6-speed Manual	4HK1-TCC	140 @ 2,600	513 @ 1,600 - 2,600	Medium
				6-speed AMT				
NPR 75-190	Wide	7500	11000	6-speed Manual	4HK1-TCC	140 @ 2,600	513 @ 1,600 - 2,600	Medium ~ Long
				6-speed AMT				
NQR 87/80-190	Wide	8700 / 8000	12,200	6-speed Manual	4HK1-TCC	140 @ 2,600	513 @ 1,600 - 2,600	Medium ~ Long
				6-speed AMT				

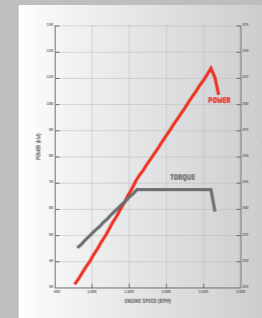
Cab chassis AWD / 4x4 range

MODEL	CAB	GVM (kg)	GCM (kg)	TRANSMISSION (GEARS/TYPE)	ENGINE	POWER (kW@RPM)	TORQUE (Nm@RPM)	WHEELBASE
NLS 45-150 AWD	Narrow	4500	8000	5-speed Manual	4Jj1-TCS	110 @ 2,800	375 @ 1,600 - 2,800	Short
								Medium
NPS 75/45-155 4x4	Wide	7500 / 4500	10000 / 9000	5-speed Manual	4HK1-TCN	114 @ 2,600	419 @ 1,600 - 2,600	Medium
				5-speed AMT				



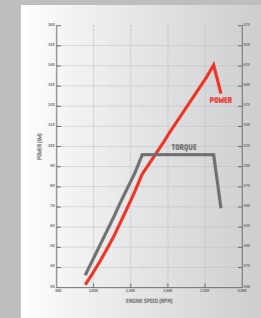
4Jj1-TCS

4Jj1-TCS produces 110kW power and 375Nm torque and is standard on NLR, NLS and NNR models.



4HK1-TCN

4HK1-TCN produces 114kW power and 419Nm torque and is standard on NPR 45/55 and NPS models.



4HK1-TCC

4HK1-TCC produces 140kW power and 513Nm torque on selected NPR models and is standard on NQR models.

Crew cab range

MODEL	CAB	GVM (kg)	GCM (kg)	TRANSMISSION (GEARS/TYPE)	ENGINE	POWER (kW@RPM)	TORQUE (Nm@RPM)	WHEELBASE
NLS 45-150 AWD	Narrow Crew (6 seats)	4500	8000	5-speed Manual	4Jj1-TCS	110 @ 2,800	375 @ 1,600 - 2,800	Medium
NNR 45-150	Wide Crew (7 seats)	4500	8500	6-speed Manual	4Jj1-TCS	110 @ 2,800	375 @ 1,600 - 2,800	Medium
			8000	6-speed TC-AMT				
NPR 45/55-155	Wide Crew (7 seats)	4500 / 5500	9000	6-speed Manual	4HK1-TCN	114 @ 2,600	419 @ 1,600 - 2,600	Long
				6-speed AMT				
NPR 65/45-190	Wide Crew (7 seats)	6500 / 4500	10000 / 9000	6-speed Manual	4HK1-TCC	140 @ 2,600	513 @ 1,600 - 2,600	Long
				6-speed AMT				
NQR 87/8 0-190	Wide Crew (7 seats)	8700 / 8000	12200	6-speed Manual	4HK1-TCC	140 @ 2,600	513 @ 1,600 - 2,600	Long
				6-speed AMT				
NPS 75-155 4x4	Wide Crew (7 seats)	7500 / 4500	11000 / 9000	5-speed Manual	4HK1-TCN	114 @ 2,600	419 @ 1,600 - 2,600	Medium
				5-speed AMT				

N SERIES WARRANTIES*

Our N series trucks come standard with one of two factory warranties. And now all 4x2 trucks include an industry-leading six-year factory warranty.

*From first delivery. Extended CARE is available at extra cost for NLS and NPS.

MODEL	VEHICLE	GENUINE ACCESSORIES AND RTW BODY EQUIPMENT	EXTENDED CARE WARRANTY
ALL 4X2 (NLR, NMR, NNR, NPR, NQR)	6 years or 250,000 km	3 years Unlimited kilometres	Not available
AWD and 4x4 (NLS AND NPS)	3 years or 150,000 km	3 years Unlimited kilometres	5 years or 250,000 kilometres

F SERIES SPECIFICATIONS.

Here you'll find the basic specifications on our F Series models. Remember, though, there's always our ISIS software to help us to choose together the one that's right for you and your application.

Cab chassis range

MODEL	CAB	GVM (kg)	GCM (kg)	TRANSMISSION (GEARS/TYPE)	ENGINE	POWER (kW@RPM)	TORQUE (Nm@RPM)	WHEELBASE
FRR / FRD 110-240	Standard	11000	16000	6-speed MANUAL	N-4HK1-TCH	177	765	SWB ~ XLWB
				6-speed TC-AMT				MWB ~ XLWB
FSR 120-240	Standard	14000 / 12000	18000	6-speed MANUAL	N-4HK1-TCH	177	765	LWB
				6-speed TC-AMT				MWB ~ XLWB
FRR / FRD 110-260	Standard	11000	20000	6-speed MANUAL	6HK1-TCC	191	761	MWB ~ XLWB
				6-speed AUTO				
FSR / FSD 140/120-260	Standard	14000 / 12000	21000	6-speed MANUAL	6HK1-TCC	191	761	MWB ~ XLWB
				6-speed AUTO				
FTR 150-260	Wide	15000	21000	6-speed AUTO	6HK1-TCS	191	761	MLWB ~ LWB
FVR / FVD 165-300	Wide	16500	32000	9-speed MANUAL	6HK1-TCS	221	981	MWB ~ LWB
				6-speed AUTO				
FVL 240-300	Wide	24000	36000	9-speed MANUAL	6HK1-TCS	221	981	LWB
				6-speed AUTO				
FVZ / FVY 240-300	Wide	24000	36000	9-speed MANUAL	6HK1-TCS	221	981	MWB ~ LWB
				6-speed AUTO				

Cab chassis 4x4 range

MODEL	CAB	GVM (kg)	GCM (kg)	TRANSMISSION (GEARS/TYPE)	ENGINE	POWER (kW@RPM)	TORQUE (Nm@RPM)	WHEELBASE
FSS 110-210	Standard	11000	16000	6-speed MANUAL	N-4HK1-TCS	154	726	SWB
FTS 139-260	Wide	13900	21000	6-speed MANUAL	6HK1-TCC	191	761	MWB
				6-speed AUTO				

Crew cab chassis range

MODEL	CAB	GVM (kg)	GCM (kg)	TRANSMISSION (GEARS/TYPE)	ENGINE	POWER (kW@RPM)	TORQUE (Nm@RPM)	WHEELBASE
FRR 110-260	Crew Standard	11000	20000	6-speed MANUAL	6HK1-TCC	191	761	LWB
				6-speed AUTO				
FVD 165-260	Crew wide	16500	32000	6-speed AUTO	6HK1-TCC	191	761	LWB

Crew Cab chassis 4x4 range

MODEL	CAB	GVM (kg)	GCM (kg)	TRANSMISSION (GEARS/TYPE)	ENGINE	POWER (kW@RPM)	TORQUE (Nm@RPM)	WHEELBASE
FSS 110-210 CREW	Crew Standard	11000	16000	6-speed MANUAL	6HK1-TCC	154	726	MWB
FTS 139-260 CREW	Crew wide	13900	21000	6-speed MANUAL	6HK1-TCC	191	761	MWB
				6-speed AUTO				

Ready-To-Work - Tipper range

MODEL	CAB	GVM (kg)	GCM (kg)	TRANSMISSION (GEARS/TYPE)	ENGINE	BODY TYPE	m³
FRR 110-240 TIPPER	Standard	11000	16000	6-speed MANUAL	N-4HK1-TCH	4.0m Tipper	3.9
FRR 110-240 AMT TIPPER	Standard	11000	16000	6-speed TC-AMT	N-4HK1-TCH	4.0m Tipper	3.9
FSR 140/120-260 TIPPER	Standard	14000 / 12000	21000	6-speed MANUAL	6HK1-TCC	4.4m Tipper	5.2

Ready-To-Work - Freightpack range

MODEL	CAB	GVM (kg)	GCM (kg)	TRANSMISSION (GEARS/TYPE)	ENGINE	BODY TYPE	m³
FRR 110-240 AMT FREIGHTPACK	Standard	11000	16000	6-speed TC-AMT	N-4HK1-TCH	10 Pallet tautliner	37
FRR 110-260 AUTO FREIGHTPACK	Standard	11000	20000	6-speed AUTO	6HK1-TCC	10 Pallet tautliner	37
FSR 140/120-240 AMT FREIGHTPACK	Standard	14000	18000	6-speed TC-AMT	N-4HK1-TCH	12 Pallet tautliner	44
FSR 140/120-260 AUTO FREIGHTPACK	Standard	14000	21000	6-speed AUTO	6HK1-TCC	12 Pallet tautliner	44
FVL 240-300 AUTO FREIGHTPACK	Wide	24000	36000	6-speed AUTO	6HK1-TCS	14 Pallet tautliner	58

F SERIES WARRANTIES*.

Our F Series trucks come standard with an industry-leading 6 year factory warranty. 4x4, Garbage Compactor and Concrete Agitator models are covered by a 3 year harsh application warranty.

MODEL	VEHICLE	ROADSIDE ASSIST	GENUINE ACCESSORIES AND RTW BODY EQUIPMENT
FSS and FTS	3 years or 200,000km	3 years	3 years unlimited km
FRR, FRD, FSR, FSD, FTR	6 years or 300,000km	6 years	3 years unlimited km
FVR, FVD, FVL, FVZ, FVY	6 years or 500,000 km or 8,000 hours	6 years	3 years unlimited km

*6 year warranty excludes Concrete Agitator and Garbage Compactor models which are covered by a 3 year warranty, 3 year roadside assist and 200,000 km.

FX SERIES SPECIFICATIONS.

Here you'll find basic specifications for our five FX models. With a choice of transmissions, wheelbases, axles and suspensions, the FX Series can be configured to suit your specific needs. All with Isuzu's legendary reliability.

FX Specs

MODEL	DESIGNATION	GVM (kg)	GCM (kg)	ENGINE	POWER (kW@RPM)	TORQUE (Nm@RPM)	TRANSMISSION (GEARS/TYPE)	REAR AXLE	REAR SUSPENSION
FXR 165-350	LWB	16,500	38,000	6UZ1-TCN	257@2,000	1,422@1,400	9-speed manual	Meritor RS-23	Isuzu leaf
FXD 165-350	LWB	16,500	38,000	6UZ1-TCN	257@2,000	1,422@1,400	9-speed manual	Meritor RS-23	Hendrickson HAS230 Air
	XLWB						6-speed automatic		
	AUTO LWB								
FXL 240-350	LWB	24,000	38,000	6UZ1-TCN	257@2,000	1,422@1,400	9-speed manual	Meritor RS-23	Hendrickson HAS461 Air
FXZ 240-350	LWB	24,000	45,000	6UZ1-TCN	257@2,000	1,422@1,400	9-speed manual	Meritor RT40-145	Isuzu 6-Rod leaf
	AUTO MLWB						6-speed automatic		
	AUTO LWB								
FXY 240-350	LWB	24,000	45,000	6UZ1-TCN	257@2,000	1,422@1,400	9-speed manual	Meritor RT40-145	Hendrickson HAS461 Air
	AUTO MWB						6-speed automatic		
	AUTO MWB								

FX SERIES WARRANTIES.

MODEL	VEHICLE	ROADSIDE ASSIST
FXR, FXD, FXL, FXZ and FXY	6 years or 600,000 kilometres or 10,000 hours*	6 years

*6 year warranty excludes Concrete Agitator and Garbage Compactor models which are covered by a 3 year warranty, 3 year roadside assist and 300,000 km.

FY SERIES SPECIFICATIONS.

If you have some seriously big jobs to get done, our FY Series comes with a big extra: another steer axle. Available in 8x4 and 10x4 configurations, with a choice of transmissions, wheelbases, axles and suspensions, the FY Series can be configured to suit your specific needs. All with Isuzu's legendary reliability.

FY Specs

MODEL	DESIGNATION	GVM (kg)	GCM (kg)	ENGINE	POWER (kW@RPM)	TORQUE (Nm@RPM)	TRANSMISSION (GEARS/TYPE)	REAR AXLE	REAR SUSPENSION
FYH 300-350	AUTO MWB	30,000	45,000	6UZ1-TCN	257@2,000	1,422@1,400	6-speed automatic	Meritor RT40-145	Isuzu 6-Rod leaf
	AUTO LWB								
FYJ 300-350	LWB	30,000	45,000	6UZ1-TCN	257@2,000	1,422@1,400	9-speed manual	Meritor RT40-145	Hendrickson HAS461 Air
	XLWB								
	AUTO MWB						6-speed automatic		
	AUTO LWB								
AUTO XLWB									
FYJ 300-350 AGITATOR	AUTO SWB	30,000	45,000	6UZ1-TCN	257@2,000	1,422@1,400	6-speed automatic	Meritor RT40-145	Hendrickson HAS461 Air
FYX 350-350	AUTO	35,000	42,500	6UZ1-TCN	257@2,000	1,422@1,400	6-speed automatic	Meritor RT-40-145GP	Hendrickson HAS461+HLM Air

FY SERIES WARRANTIES.

MODEL	VEHICLE	ROADSIDE ASSIST
FYH, FYJ and FYX	6 years or 600,000 kilometres or 10,000 hours*	6 years

*6 year warranty excludes Concrete Agitator and Garbage Compactor models which are covered by a 3 year warranty, 3 year roadside assist and 300,000 km.