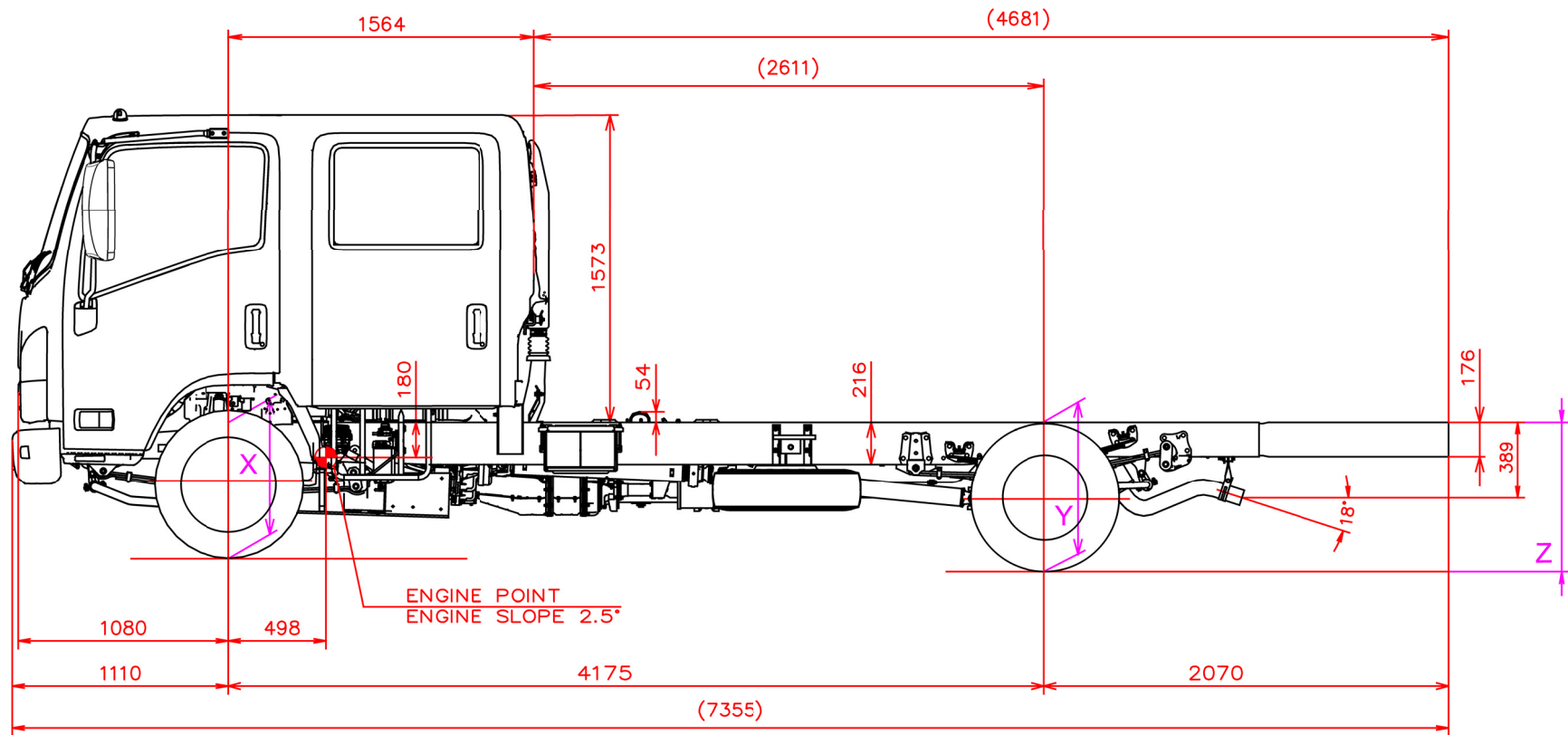
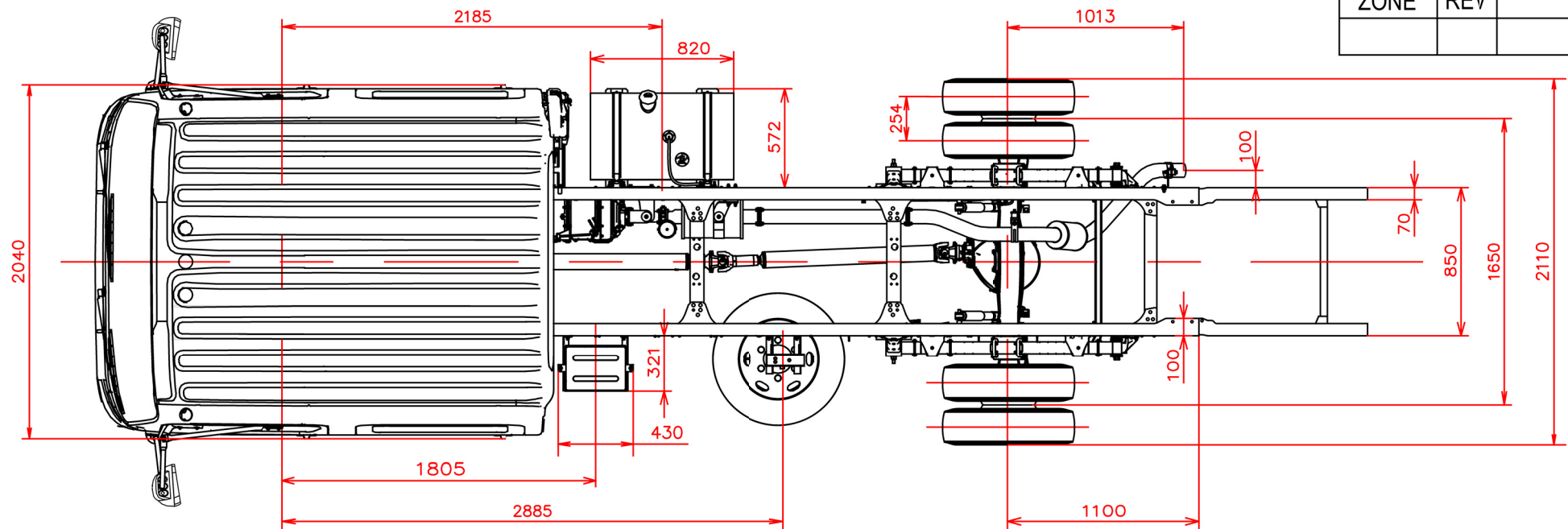


F  
E  
D  
C  
B  
A

8 7 6 5 4 3 2 1

| REVISION HISTORY |     |             |      |          |
|------------------|-----|-------------|------|----------|
| ZONE             | REV | DESCRIPTION | DATE | APPROVED |
|                  |     |             |      |          |



CHASSIS HEIGHTS ( mm, UNLADEN )  
X = 660  
Y = 800  
Z = 860

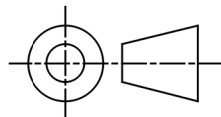
# BODY BUILDERS NOTES

- DIMENSIONS ARE SHOWN FOR INDICATIVE PURPOSES ONLY
- REFER TO THE ACTUAL VEHICLE FOR MEASUREMENTS

© COPYRIGHT 2016 ISUZU AUSTRALIA LIMITED

UNLESS OTHERWISE SPECIFIED  
DIMENSIONS ARE IN MILLIMETERS.  
TOLERANCES ARE:  
DECIMALS ANGLES  
.X +/- 0.8 +/- 2 DEGREES  
.XX +/- 0.25

DO NOT SCALE DRAWING  
THIRD ANGLE PROJECTION



CONTRACT NO.

NPR75U-LL5VWYHN

| APPROVALS       |             | DATE     |
|-----------------|-------------|----------|
| DRAWN           | N SALLEEN   | 06/01/16 |
| CHECKED         | S HUMPHRIES | 06/01/16 |
| ENGR            | N SALLEEN   | 06/01/16 |
| DESIGN ACTIVITY | BBG         |          |

**ISUZU**  
ISUZU AUSTRALIA LIMITED

TITLE

**MY15.5 NPR 75-190 CREW**

|      |           |                           |      |
|------|-----------|---------------------------|------|
| SIZE | CAGE CODE | DWG NO.                   | REV. |
| A3   | N/A       | NH-MY15.5-NPR 75-190 CREW | A    |

SCALE NOT TO SCALE CALC.WT ACT.WT SHEET 1 OF 1

8 7 6 5 4 3 2 1